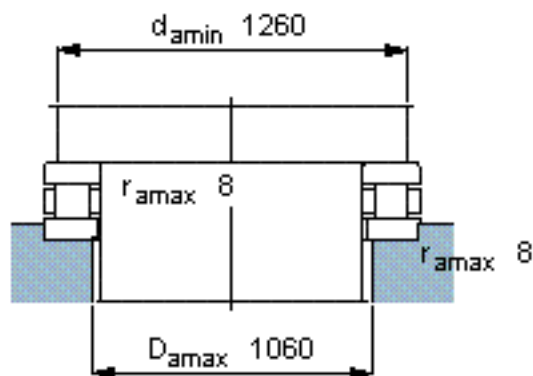
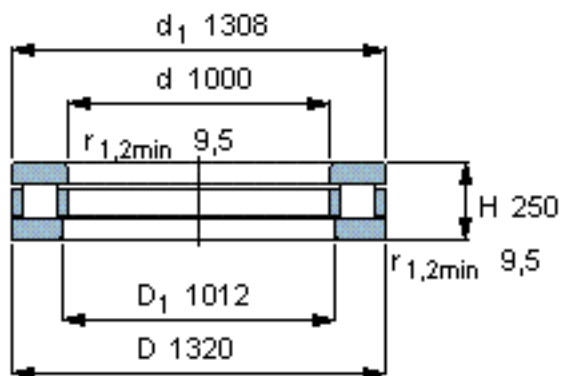


SKF 812/1000 M参数

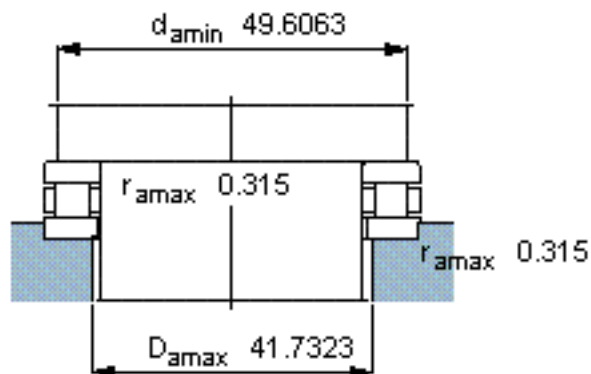
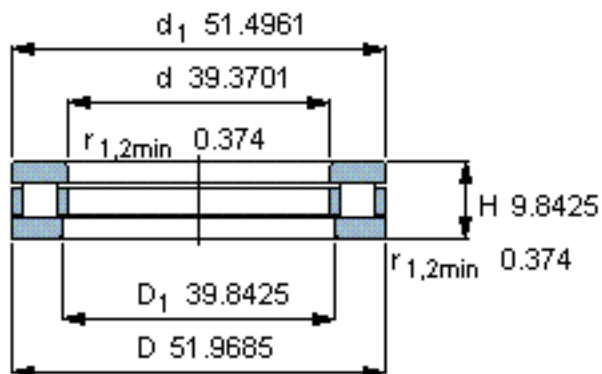
主要尺寸	d	1000	mm	-
	D	1320	mm	-
	H	250	mm	-
基本额定载荷	C	10200000	N	动载荷
	C_0	60000000	N	静载荷
疲劳载荷极限	P_u	3200000	N	-
最小载荷系数	A	290	-	-
额定转速	额定转度	85	r/min	-
	极限转速	170	r/min	-
重量	重量	965000	g	-
型号	完整轴承	812/1000 M	-	-
	滚子和保持架推力组件	-	-	-

SKF 812/1000 M图片

完整轴承



完整轴承



参考资料:<http://www.sozhou.com/p/ffc1bb49.html>