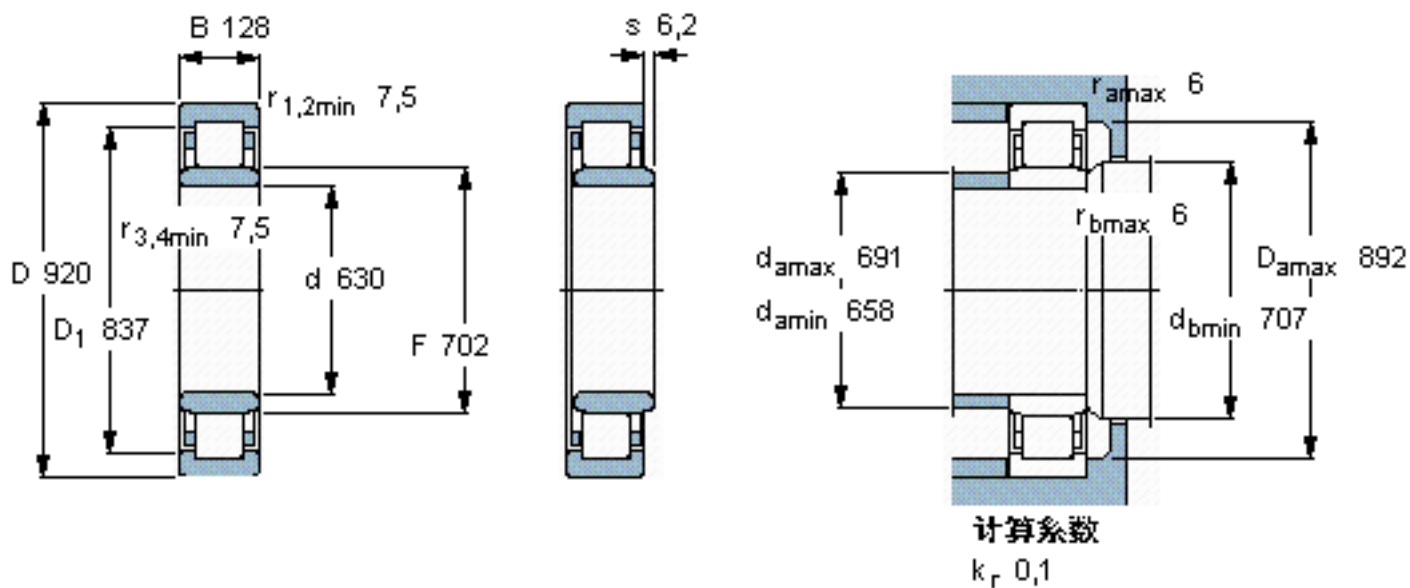


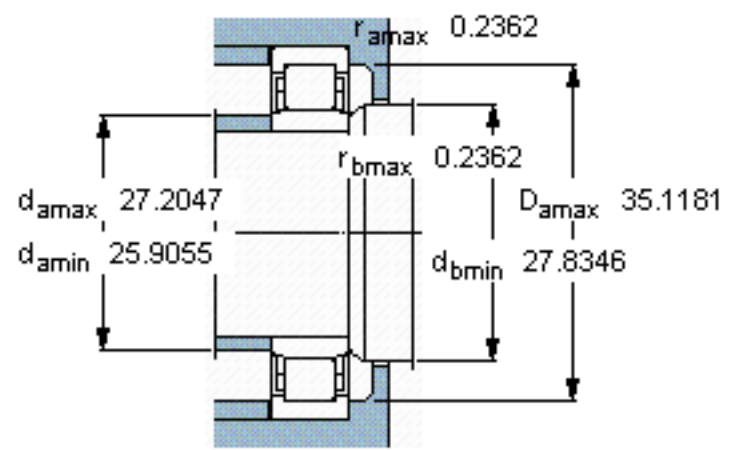
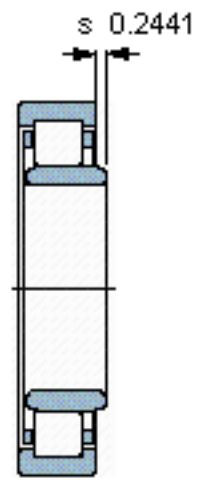
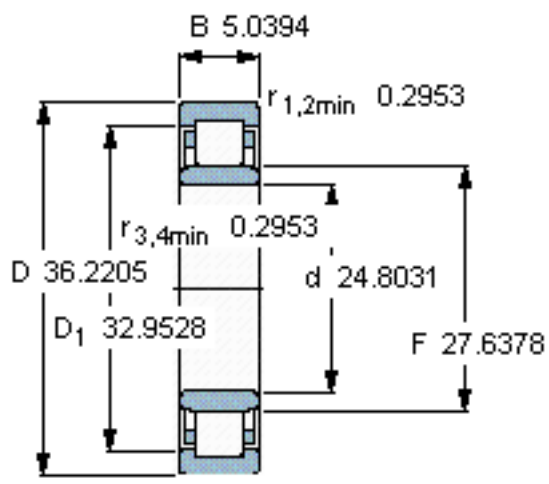
SKF NU 10/630 ECMA/HA2参数

主要尺寸	d	630	mm	-
	D	920	mm	-
	B	128	mm	-
基本额定载荷	C	3410000	N	动载荷
	$C_0$	6200000	N	静载荷
疲劳载荷极限	$P_u$	430000	N	-
额定转速	参考转速	630	r/min	-
	极限转速	850	r/min	-
重量	重量	285000	g	-
型号	* SKF 探索者轴承	NU 10/630 ECMA/HA2	-	-
角圈	型号	-	-	-

SKF NU 10/630 ECMA/HA2图片



参考资料:<http://www.sozhou.com/p/bcc56a56.html>



计算系数  
 $k_r$  0,1