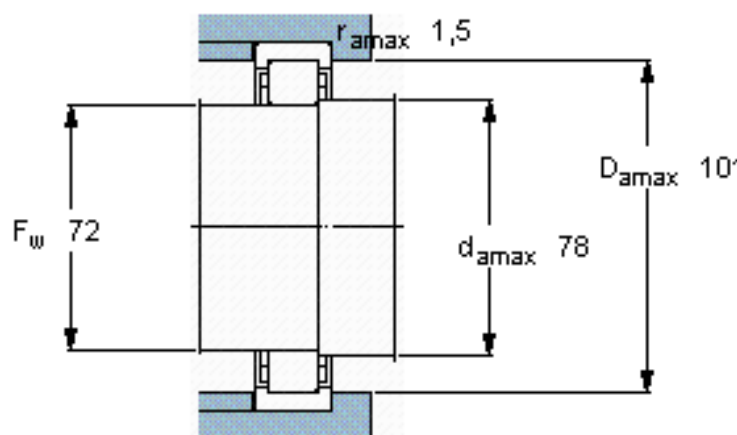
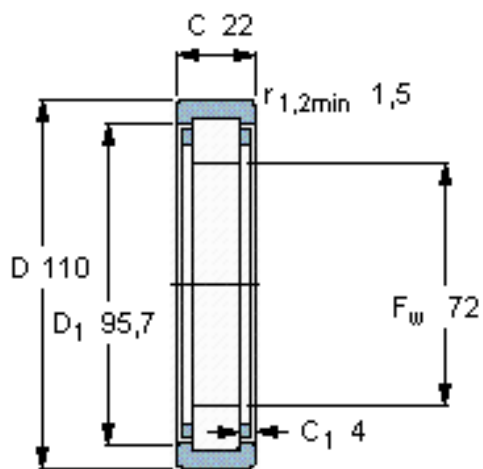


SKF RNU 212 ECP *参数

主要尺寸	F_w	72	mm	-
	D	110	mm	-
	C	22	mm	-
基本额定载荷	C	108000	N	动载荷
	C_0	102000	N	静载荷
疲劳载荷极限	P_u	13400	N	-
额定转速	参考转速	6700	r/min	-
	极限转速	7500	r/min	-
重量	重量	590	g	-
型号	* SKF 探索者轴承	RNU 212 ECP *	-	-

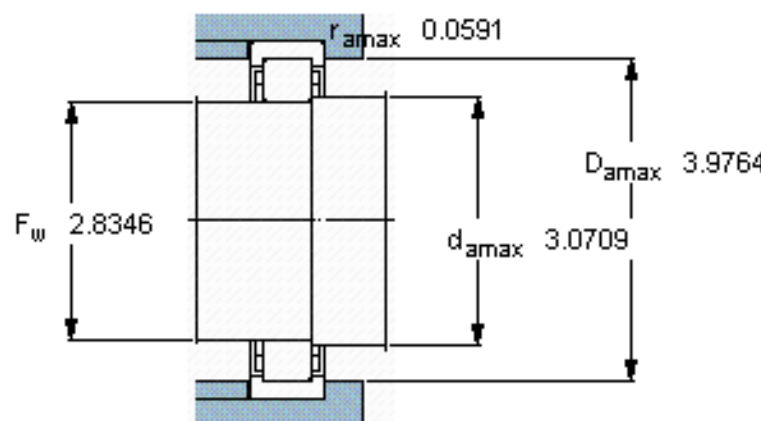
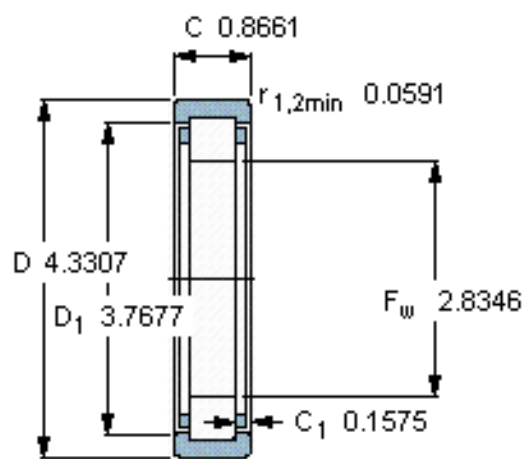
SKF RNU 212 ECP *图片



计算系数

k_f 0,15

参考资料:<http://www.sozhou.com/p/a5aac5c9.html>



计算系数
 k_r 0,15