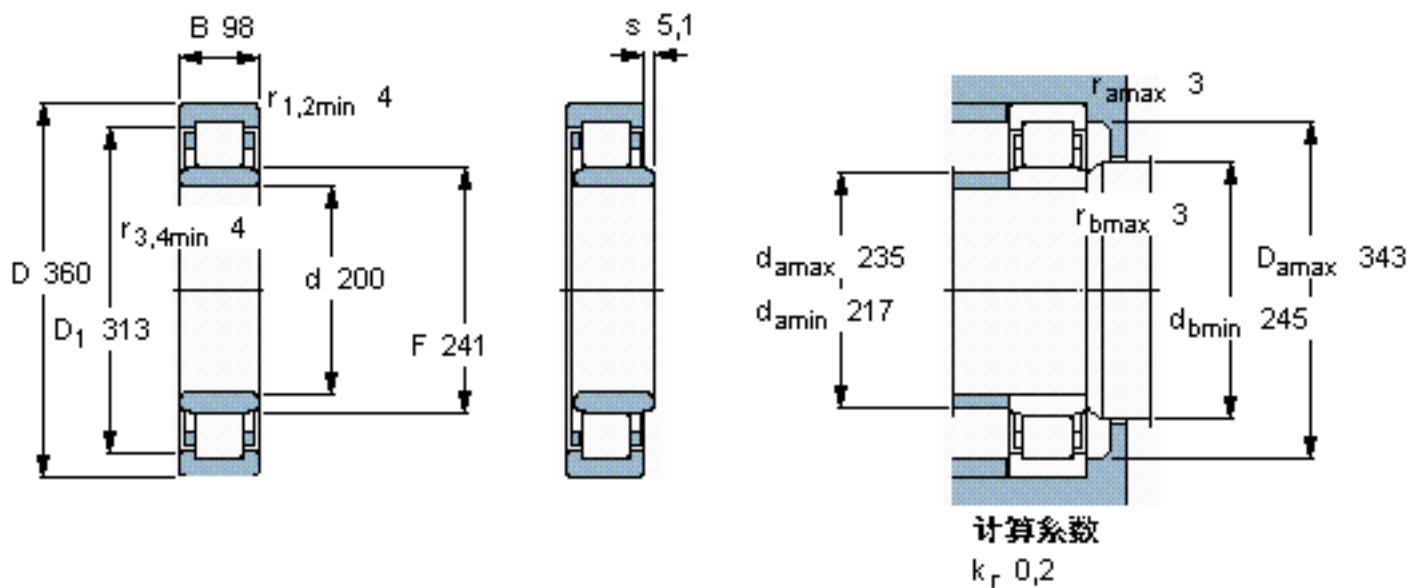


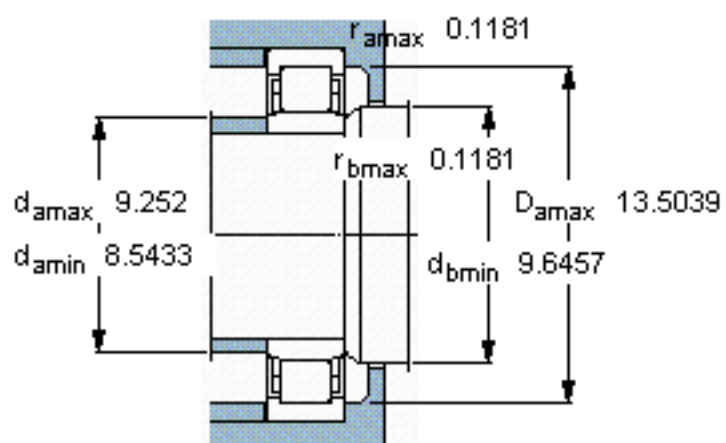
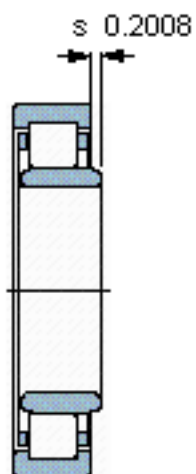
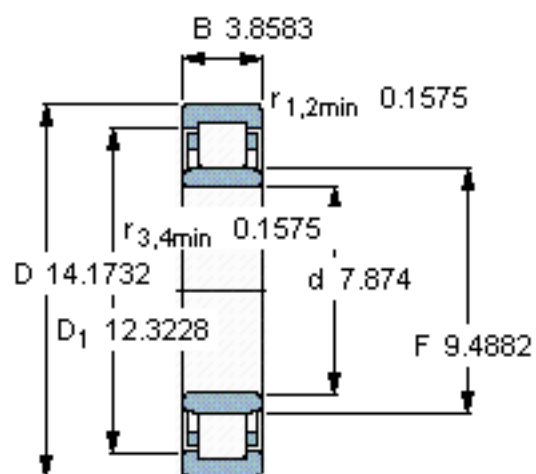
SKF NU 2240 ECMA \*参数

主要尺寸	d	200	mm	-
	D	360	mm	-
	B	98	mm	-
基本额定载荷	C	1370000	N	动载荷
	$C_0$	1800000	N	静载荷
疲劳载荷极限	$P_u$	180000	N	-
额定转速	参考转速	1900	r/min	-
	极限转速	2800	r/min	-
重量	重量	46000	g	-
型号	* SKF 探索者轴承	NU 2240 ECMA *	-	-
角圈	型号	-	-	-

SKF NU 2240 ECMA \*图片



参考资料:<http://www.sozhou.com/p/a4d3d0a0.html>



计算系数  
 $k_r$  0,2