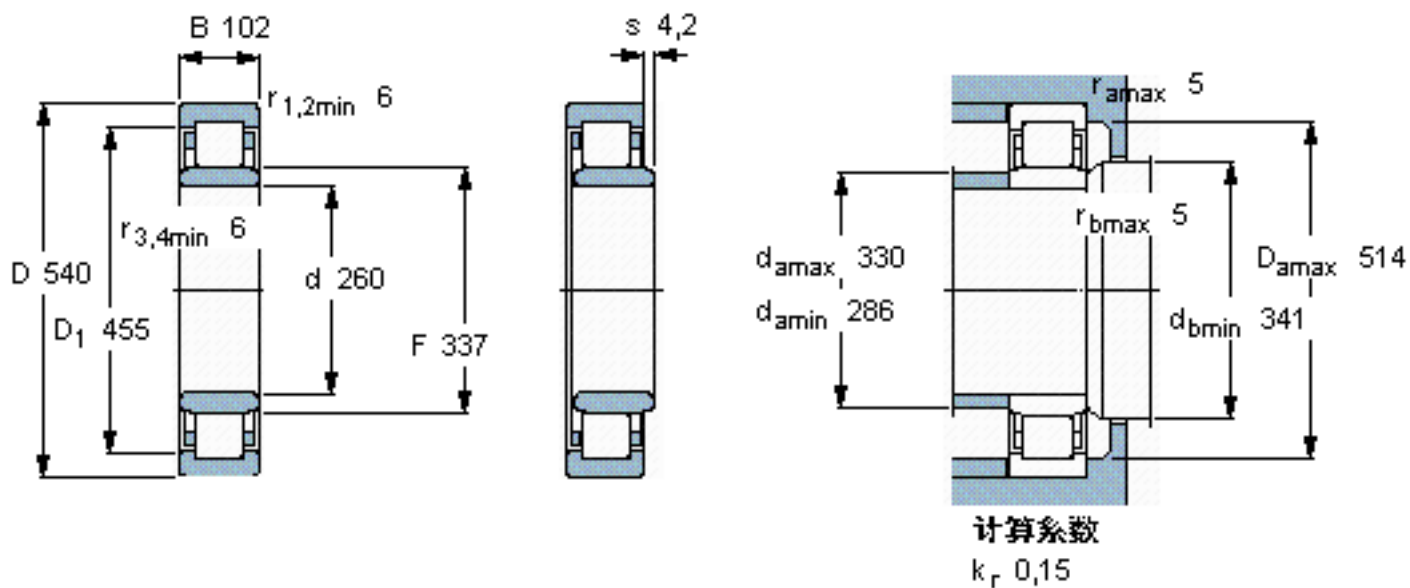


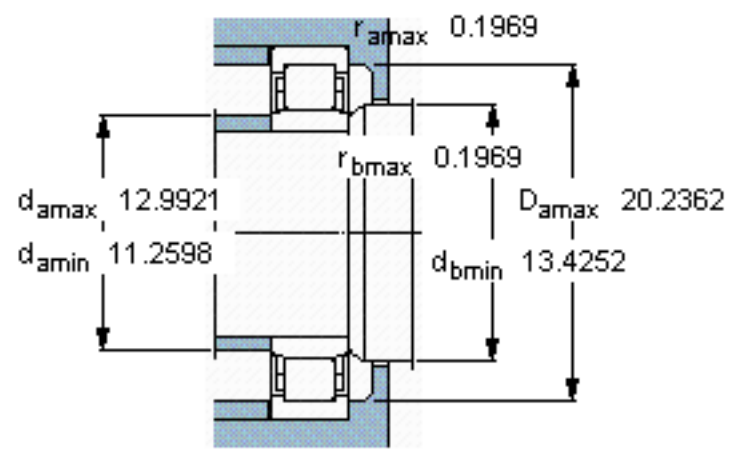
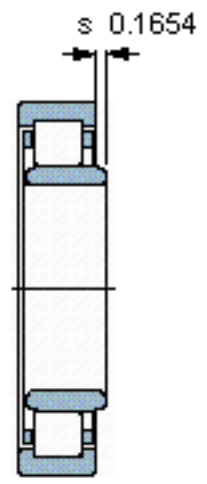
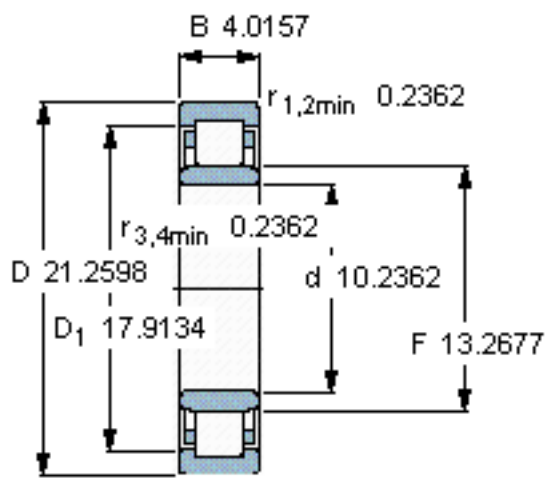
SKF NU 352 ECMA参数

| | | | | |
|--------|-------------|-------------|-------|-----|
| 主要尺寸 | d | 260 | mm | - |
| | D | 540 | mm | - |
| | B | 102 | mm | - |
| 基本额定载荷 | C | 1940000 | N | 动载荷 |
| | C_0 | 2700000 | N | 静载荷 |
| 疲劳载荷极限 | P_u | 236000 | N | - |
| 额定转速 | 参考转速 | 1100 | r/min | - |
| | 极限转速 | 1800 | r/min | - |
| 重量 | 重量 | 125000 | g | - |
| 型号 | * SKF 探索者轴承 | NU 352 ECMA | - | - |
| 角圈 | 型号 | - | - | - |

SKF NU 352 ECMA图片



参考资料:<http://www.sozhou.com/p/73d7948f.html>



计算系数
 k_r 0,15