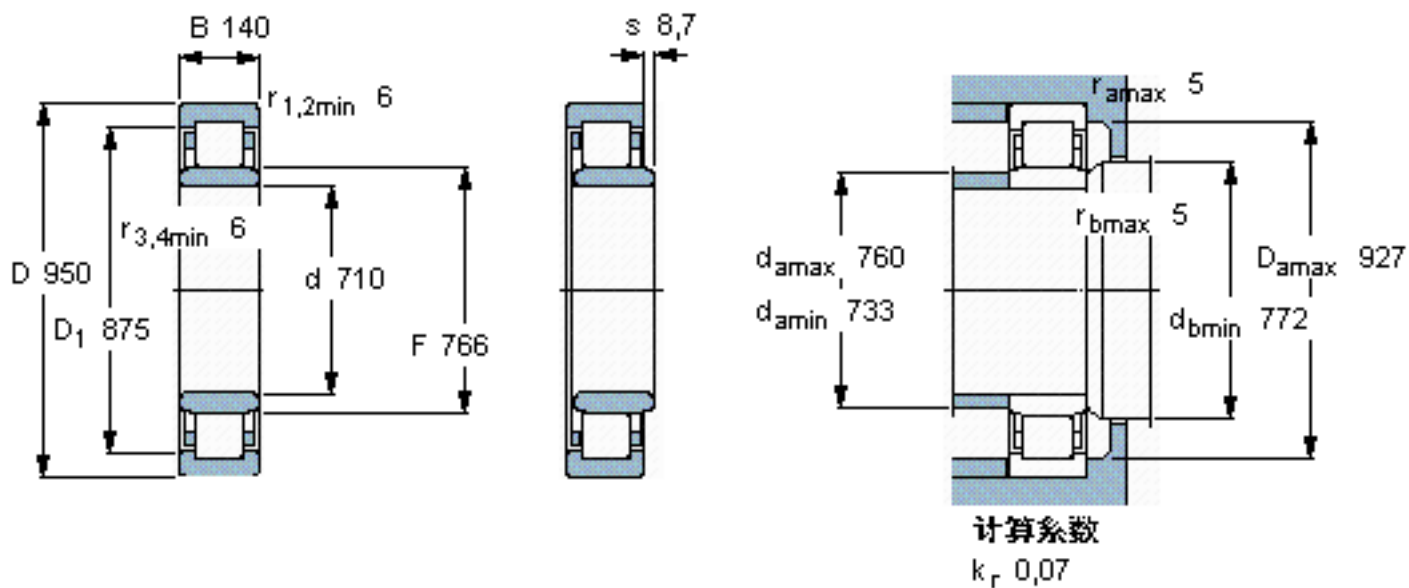


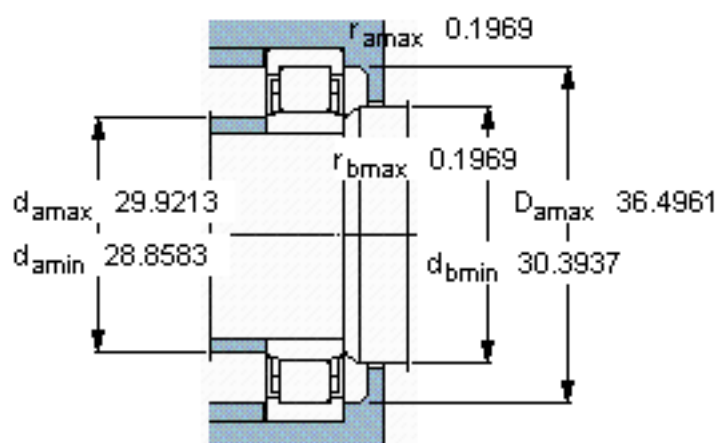
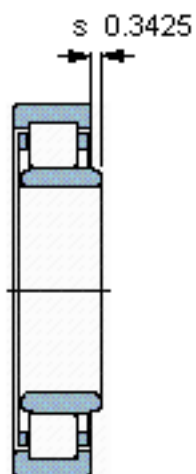
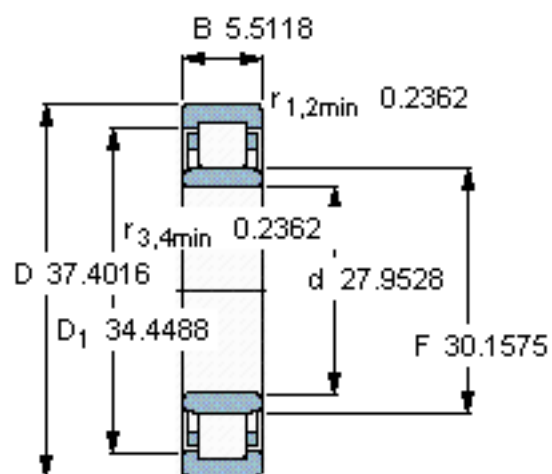
SKF NU 29/710 ECMA/HA1参数

主要尺寸	d	710	mm	-
	D	950	mm	-
	B	140	mm	-
基本额定载荷	C	3740000	N	动载荷
	$C_0$	8300000	N	静载荷
疲劳载荷极限	$P_u$	570000	N	-
额定转速	参考转速	600	r/min	-
	极限转速	800	r/min	-
重量	重量	295000	g	-
型号	* SKF 探索者轴承号	NU 29/710 ECMA/HA1	-	-
角圈	型号	-	-	-

SKF NU 29/710 ECMA/HA1图片



参考资料:<http://www.sozhou.com/p/68f082a6.html>



计算系数

$k_r$  0,07