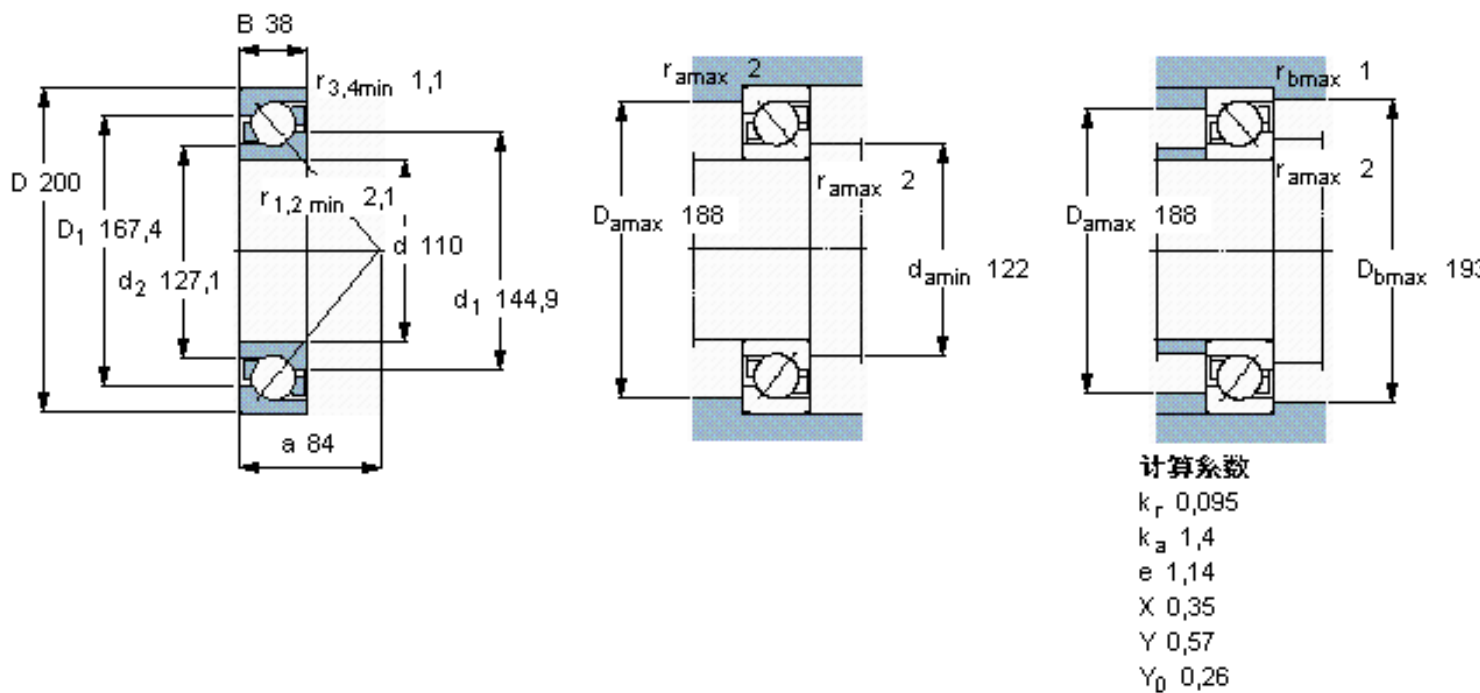


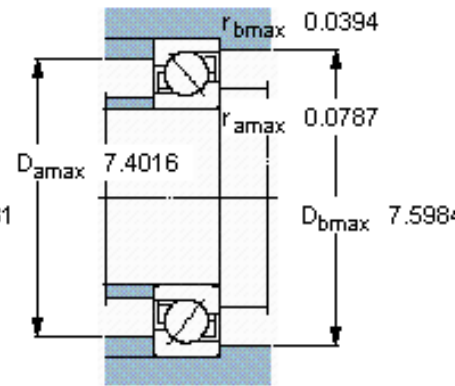
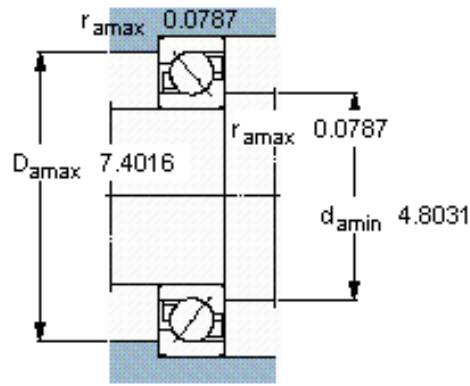
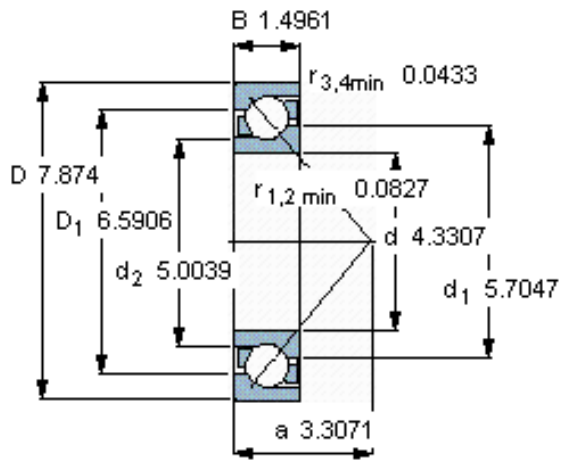
SKF 7222 BEP参数

| | | | | |
|--------|-------------|----------|-------|-----|
| 主要尺寸 | d | 110 | mm | - |
| | D | 200 | mm | - |
| | B | 38 | mm | - |
| 基本额定载荷 | C | 163000 | N | 动载荷 |
| | C_0 | 153000 | N | 静载荷 |
| 疲劳载荷极限 | P_u | 5200 | N | - |
| 额定转速 | 参考转速 | 3600 | r/min | - |
| | 极限转速 | 3600 | r/min | - |
| 重量 | 重量 | 4600 | g | - |
| 型号 | * SKF 探索者轴承 | 7222 BEP | - | - |

SKF 7222 BEP图片



参考资料: <http://www.sozhou.com/p/3aff9ee0.html>



计算系数

k_r 0,095

k_a 1,4

e 1,14

X 0,35

Y 0,57

Y_0 0,26